


Young Inventors Worksheet: Do a Commercial about Your Invention

Prepared by Susan Casey, author of *Kids Inventing! A Handbook for Young Inventors* and *Women Invent! Two Centuries of Discoveries That Have Shaped Our World*
www.susancaseybooks.com



STEP 1.: WRITE WHAT YOU WILL SAY!

1. Write about what problem gave you the idea for your invention.

2. Write about how your invention solves the problem.

3. Write a sentence telling the price of your invention and why that is a fair price.

4. Write about who would use your invention and why they should buy your invention.

STEP 2: PREPARE FOR YOUR COMMERCIAL.

1. Write out a slogan that promotes your invention.

2. MAKE A DRAWING OF THE NAME OF YOUR INVENTION—YOUR TRADEMARK.

Invention MY INVENTION my invention

My Invention
My Invention

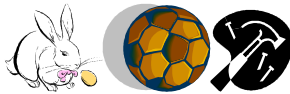
STEP 3: B. MAKE A DRAWING OF YOUR SLOGAN THAT YOU CAN USE IN YOUR COMMERCIAL.

SUBWAY
eat fresh.

"Silly rabbit, Trix are for kids!"

STEP 4: DECIDE WHAT YOU WILL WEAR

What will you wear during the commercial? Is there something that would tie in with your invention? A hat? Sports outfit???? Write your ideas below:



STEP 5: WHAT PROPS WILL YOU HOLD?

You have your invention or a picture of it. That's a prop—something to hold or show. Are there other props you can use to demonstrate your invention? Sports equipment? Pots, pans, pencils, a camera?

STEP 6 GET READY FOR ACTION! DRESS REHEARSAL YOUR ACTION STEPS!

1. STAND --IN FRONT OF A TABLE (you can put things you need on the table) OR IF YOU HAVE A DISPLAY BOARD, stand in front of it.

IF YOU ARE BY YOURSELF- Hold your invention or your props.

IF YOU ARE PRESENTING AS A GROUP:

- A. One person holds your invention or other props.
- B. One person holds the drawing of your invention name.
- C. One or two people hold the drawing of your slogan.

2. INTRODUCE YOURSELF

A.. Say hello and your name.

B. If you are an individual inventor, tell what you invented. If you're in a group, say:

We're the (give the name of your group.)

We invented the _____ (name of your invention.)

3. TELL ABOUT HOW YOU GOT THE IDEA FOR YOUR INVENTION

A. You or one person in a group tells about the problem that gave you or the group the idea for your invention. You or a few of your group can demonstrate or show the problem. Or you could do a short skit which points out the problem.

Who tells the problem? _____

Who demonstrates it? _____

4. TELL AND SHOW HOW YOUR INVENTION SOLVES THE PROBLEM. You explain or if in a group, one can explain while the others demonstrate how your invention solves the problem.

Who tells the solution? _____

Who demonstrates it? _____

5. TELL THE PRICE OF YOUR INVENTION AND WHY SOMEONE SHOULD BUY IT!


E. You or one person in the group tells the price, another person explains how you arrived at the price and why it is fair.

Who tells the price? _____

Who explains how you arrived at it and why it's fair? _____

Who tells why someone should buy your invention? _____

6. SAY YOUR SLOGAN.



PRACTICE ALL YOUR ACTION STEPS LOTS OF TIMES SO THAT YOU ARE READY FOR THE CAMERA.

THE END.